



HUGE LIQUIDATION SALE

Inventory Milwaukee, Wi

FALK®

BIN (2)	GASHER (1)	OVEN (4)
BOOTH (2)	GEAR (3)	PLANER (2)
BORING BAR (1)	GRINDER (7)	PLATE (1)
BORING MILL (2)	HEAT TREAT (8)	POT (2)
BRIQUETTER (1)	HEATER/COOLER (1)	PRESS (2)
BUCKET (12)	HOIST (7)	RISERS (15)
CABINET (4)	IRONWORKER (1)	ROLLING STOCK (4)
CAR (4)	JACKS (1)	SANDER (7)
CART (2)	JIB (4)	SAW (13)
CLAM BUCKET (2)	JOINTER (2)	SCALE (4)
CLEANING (2)	LAB (24)	SHAKEOUT (2)
CONVEYOR (12)	LADLE (20)	SHAPER (3)
CRANE (14)	LANCE (1)	SILO (3)
DRILL (4)	LATHE (1)	TABLE (17)
DUST COLLECTOR (8)	MAGNET (7)	TANK (2)
ELEVATOR (3)	MISC (7)	TESTER (5)
FEEDER (6)	MIXER (3)	THREADER (1)
FLASK (2)	MOLDING (4)	VACCUM (3)
FURNACE (7)	MULLER (5)	WELDER (40)

BIN - ALLOY



ALLOY BINS, 6 COMPARTMENTS, TOTAL SIZE 8'X40'X17' HIGH, 63" WIDE COMPARTMENTS

Inventory 5 **Manufacturer:**
ID:
Model: **Location:** MILWAUKEE, WI
Serial:

BIN - SCRAP



STEEL TABLE 241"X241"X4 1/2" TOP ON 20" STANDS CENTER SPLIT 10'X20' EACH

Inventory 64 **Manufacturer:**
ID:
Model: **Location:** MILWAUKEE, WI
Serial:

BOOTH - WELDING



AIR ARC BOOTH, SIDE & BACK DRAFT, 6' AIR OPERATED ROTARY TABLE, CLEAN AIR INLET BLOWER

Inventory 76 **Manufacturer:**
ID:
Model: **Location:** MILWAUKEE, WI
Serial:

ARC WASH BOOTH WITH 11'X14' CAR, 10' HIGH, WITH BACKDRAFT

Continued

WORLD'S LEADING PROVIDER OF USED MACHINERY



Inventory 88
ID:
Model:
Serial:

Manufacturer:
Location: MILWAUKEE, WI

BORING BAR - FLOOR TYPE



SCHIESS FLOOR TYPE BORING BAR WITH 12" BORING BAR, 3 AXIS HEIDENHEIM DIGITAL READOUT, CHIP CONVEYOR AND FLOOR PLATES SEE ATTACHED SPECS

Inventory 516
ID:
Model:
Serial:

Manufacturer: SCHIESS
Location: MILWAUKEE, WI

BORING MILL - VERTICAL



283.46" SCHIESS 4-AXIS CNC VERTICAL BORING MILL SEE ATTACHED SPECS

Inventory 512
ID:
Model:
Serial:

Manufacturer: SCHIESS
Location: MILWAUKEE, WI



FRORIEP 50' VERTICAL BORING MILL WITH MISC TOOLING SEE ATTACHED SPECS

Inventory 500
ID:
Model:
Serial:

Manufacturer: FRORIEP
Location: MILWAUKEE, WI

BRIQUETTER - HYDRAULIC



ARS BRIQUETT SYSTEM WITH FEED HOPPER AND STAND 8' X 8' TAPERED TO 4' X 30" 30" X APPROX. 13' STEEL FLIGHT CONVEYOR WITH DRIVE AMERICAN PULVERIZER MODEL S1 HAMMER MILL S/N 7509 WITH ? HP DRIVE, MAGANESE LINERS STEEL FLIGHT DISCHARGE CONVEYOR 30" X 7/8/3 S TYPE WITH DRIVE ARS BRIQUETTER WITH 75 HP DRIVE, HYDAURLIC SYSTEM AND CONTROLS HUSTLER STEEL FLIGHT DISCHARGE CONVEYOR 16" X 6/9/3 S TYPE

Inventory 55
ID:
Model:
Serial:

Manufacturer: ARS
Location: MILWAUKEE, WI

BUCKET - CRANE



36" X 46" X 20" DEEP CRANE BUCKET WITH BAIL

Inventory 35
ID:
Model:
Serial:

Manufacturer:
Location: MILWAUKEE, WI



53" X 53" X 32" DEEP CRANE BUCKET

Inventory 45
ID:
Model:
Serial:

Manufacturer:
Location: MILWAUKEE, WI

CRANE BUCKET

Inventory 44
ID:

Manufacturer:

Continued



Model: **Location:** MILWAUKEE, WI
Serial:



CRANE BUCKET
Inventory 50 **Manufacturer:**
ID:
Model: **Location:** MILWAUKEE, WI
Serial:



CRANE BUCKET
Inventory 91 **Manufacturer:**
ID:
Model: **Location:** MILWAUKEE, WI
Serial:

CRANE BUCKET
Inventory 101 **Manufacturer:**
ID:
Model: **Location:** MILWAUKEE, WI
Serial:

CRANE BUCKET
Inventory 102 **Manufacturer:**
ID:
Model: **Location:** MILWAUKEE, WI
Serial:



CRANE BUCKET
Inventory 106 **Manufacturer:**
ID:
Model: **Location:** MILWAUKEE, WI
Serial:



CRANE BUCKET WITH CLAM BOTTOM
Inventory 249 **Manufacturer:**
ID:
Model: **Location:** MILWAUKEE, WI
Serial:



CRANE BUCKET WITH CLAM BOTTOM
Inventory 250 **Manufacturer:**
ID:
Model: **Location:** MILWAUKEE, WI
Serial:



CRANE BUCKET WITH CLAM GATE 54" TALL X 68" ID
Inventory 188 **Manufacturer:**
ID:
Model: **Location:** MILWAUKEE, WI
Serial:

BUCKET - MAINTENANCE



MAINTENANCE BUCKET/CAGE WITH CRANE HOOK
Inventory 36 **Manufacturer:**
ID:
Model: **Location:** MILWAUKEE, WI
Serial:

Continued

9 DRAWER STEEL CABINET 60" HIGH, NO CONTENTS

Inventory 510 **Manufacturer:**
ID:
Model: **Location:** MILWAUKEE, WI
Serial:

CABINET - TOOL

VIDMAR 5 DRAWER TOOL CABINET 33" HIGH NO CONTENTS

Inventory 520 **Manufacturer:** VIDMAR
ID:
Model: **Location:** MILWAUKEE, WI
Serial:

VIDMAR 6 DRAWER TOOL CABINET 33" HIGH NO CONTENTS

Inventory 519 **Manufacturer:** VIDMAR
ID:
Model: **Location:** MILWAUKEE, WI
Serial:



VIDMAR 8 DRAWER CABINET 45" HIGH NO CONTENTS

Inventory 502 **Manufacturer:** VIDMAR
ID:
Model: **Location:** MILWAUKEE, WI
Serial:

CAR - TRANSFER



(2) 6'X8' NON POWERED TRANSFER CARS, PRICED EACH

Inventory 214 **Manufacturer:**
ID:
Model: **Location:** MILWAUKEE, WI
Serial:



NON POWERED TRANSFER CAR 102X204

Inventory 254 **Manufacturer:**
ID:
Model: **Location:** MILWAUKEE, WI
Serial:



SELF PROPELLED TRANSFER CAR 20" X X125

Inventory 251 **Manufacturer:**
ID:
Model: **Location:** MILWAUKEE, WI
Serial:



SELF PROPELLED TRANSFER CAR 48X132

Inventory 255 **Manufacturer:**
ID:
Model: **Location:** MILWAUKEE, WI
Serial:

CART - AIR



36" X 60" AIR OPERATED CART

Inventory 47 **Manufacturer:**
ID:
Model: **Location:** MILWAUKEE, WI
Serial:

Continued



20" X 35" DIE CART WITH FOOT PEDAL

Inventory 503 **Manufacturer:**
ID:
Model: **Location:** MILWAUKEE, WI
Serial:

CLAM BUCKET - HYDRAULIC



ERIE CLAM BUCKET CRANE, HYDRAULIC/ELECTRIC, 54X84 OPEN, 259 OR 260 ONE IS A/C THE OTHER IS D/C

Inventory 259 **Manufacturer:** ERIE
ID:
Model: **Location:** MILWAUKEE, WI
Serial:



ERIE CRANE CLAM BUCKET, HYDRAULIC/ELECTRIC, 54X84 OPEN, 259 OR 260 ONE IS A/C THE OTHER IS D/C

Inventory 260 **Manufacturer:** ERIE
ID:
Model: **Location:** MILWAUKEE, WI
Serial:

CLEANING - BLAST ROOM



SHOT RETURN SYSTEM, 8'6 X 18' CAR (WINCH TYPE), 21W X 23D X 15' HEIGHT, BAFFLES, EXPLOSION PROOF LIGHTS

Inventory 92 **Manufacturer:**
ID:
Model: **Location:** MILWAUKEE, WI
Serial:

CLEANING - TUMBLAST



100 CU FT WHEELABRATOR TUMBLAST, FLOOR LOADER, 1.5' MANGANESE FLIGHTS, 2 SHOT WHEELS, SHOT SYSTEM AND CONTROLS

Inventory 79 **Manufacturer:** WHEELABRATOR
ID:
Model: **Location:** MILWAUKEE, WI
Serial: AA120919

CONTENTS -



SUPPLIES ON SHELVES IN MELT SHOP

Inventory 57 **Manufacturer:**
ID:
Model: **Location:** MILWAUKEE, WI
Serial:

CONVEYOR - BELT



BELT CONVEYOR 30" X APPROX 80' LONG WITH INCLINE SECTION & DRIVE

Inventory 221 **Manufacturer:**
ID:
Model: **Location:** MILWAUKEE, WI
Serial:

CONVEYOR - OSCILLATING



54"X24' OSCILLATING CONVEYOR WITH BOLT DOWN DECK SECTIONS FOR TUMBLAST

Inventory 80 **Manufacturer:**
ID:
Model: **Location:** MILWAUKEE, WI
Serial:

Continued

WORLD'S LEADING PROVIDER OF USED MACHINERY



MULLER DISCHARGE OSCILLATING 36" X 11'
Inventory 273 **Manufacturer:**
ID:
Model: **Location:** MILWAUKEE, WI
Serial:



MULLER DISCHARGE OSCILLATING 36" X 11'
Inventory 274 **Manufacturer:**
ID:
Model: **Location:** MILWAUKEE, WI
Serial:



OSCILLATING CONVEYOR
Inventory 262 **Manufacturer:**
ID:
Model: **Location:** MILWAUKEE, WI
Serial:



OSCILLATING CONVEYOR
Inventory 263 **Manufacturer:**
ID:
Model: **Location:** MILWAUKEE, WI
Serial:



OSCILLATING CONVEYOR
Inventory 264 **Manufacturer:**
ID:
Model: **Location:** MILWAUKEE, WI
Serial:



OSCILLATING CONVEYOR 36" X 20', LEAF SPRINGS
Inventory 275 **Manufacturer:**
ID:
Model: **Location:** MILWAUKEE, WI
Serial:

CONVEYOR - ROLLER



ROLLER CONVEYOR 36" X 3.5" DIAMETER ON 4 1/2" CENTERS 7-10' SECTIONS 88" X 3.5 DIAMETER ON 6" CENTERS, 2- 7'6" SECTIONS POWERED 90" X 3.5"DIAMETER ON 6" CENTERS 6' SECTION
Inventory 211 **Manufacturer:**
ID:
Model: **Location:** MILWAUKEE, WI
Serial:

CONVEYOR - ROLLER-POWERED



POWERED ROLLER CONVEYER 48" X 4" ROLLERS ON 12" CENTERS 40' SECTION 60' SECTION 12' SECTION 10'6" SELF PROPELLED TRANSFER CAR WITH POWERED ROLLER CONVEYOR 32'- 36" X 3.5" DIAMETER ON 4" CENTERS
Inventory 204 **Manufacturer:**
ID:
Model: **Location:** MILWAUKEE, WI
Serial:



ROLLER POWERED CONVEYOR 81" X 3.5" DIAMETER ON 6.5" CENTERS 6' SECTION 6' SELF PROPELLED TRANSFER CAR WITH POWERED ROLLER CONVEYOR 2- 9' TURNTABLES WITH POWERED ROLLER CONVEYOR
Inventory 209 **Manufacturer:**
ID:

Continued

WORLD'S LEADING PROVIDER OF USED MACHINERY

CONVEYOR - SCREW



HAPMAN SCREW CONVEYOR WITH HOPPER 48X48X24 DEEP, 16" X 9' SCREW WITH DRIVE

Inventory ID: 257 **Manufacturer:**
Model: **Location:** MILWAUKEE, WI
Serial:

CRANE - BRIDGE



BRIDGE CRANE, UNDERSLUNG BRIDGE APPROX 25', 1 TON P&H HOIST, EHP 3 WAY

Inventory ID: 322 **Manufacturer:**
Model: **Location:** MILWAUKEE, WI
Serial:




CRANE # 20A1032 1964 UPDATED 1979 P AND H 10 TON BRIDGE CRANE S/B C-1065 /11853 D/C POWERED, 50' SPAN, 25' LIFT

Inventory ID: 70 **Manufacturer:** P & H
Model: **Location:** MILWAUKEE, WI
Serial: c-1065/11853




CRANE # 20A4017 P AND H 5 TON BRIDGE CRANE S/N C-11854 TYPE HR15 BRIDGE, TYPE KR 13-1/2 TROLLEY, 230 VOLT D/C POWERED, 39' 1 1/4" SPAN, 6' SPREAD, 16'6" LIFT, I BEAM CONSTRUCTION

Inventory ID: 71 **Manufacturer:** P & H
Model: **Location:** MILWAUKEE, WI
Serial: c-11854



CRANE # 20A4026 P AND H 10 TON BRIDGE CRANE S/N 17371 TYPE HR-18 BRIDGE, TYPE HD-17 TROLLEY, 50' SPAN, 7'6" SPREAD, 23'1" LIFT, 230 VOLT D/C POWERED

Inventory ID: 85 **Manufacturer:** P & H
Model: **Location:** MILWAUKEE, WI
Serial: 17371



CRANE # 20A4228 1959 P AND H 10 TON SCRAP YARD BRIDGE CRANE S/N C-18060 230 VOLT D/C POWERED, 80' SPAN, 8'6" SPREAD, 36' LIFT, BOX GIRDER CONSTRUCTION, 40# TROLLEY RAIL, CAB OPERATED

Inventory ID: 7 **Manufacturer:** P & H
Model: **Location:** MILWAUKEE, WI
Serial: c-18060



CRANE # 20A4403 1971 P AND H 50/15 TON HOT METAL AND MAGNET BRIDGE CRANE S/N C-23898 D/C POWERED, TYPE TH 212 BRIDGE, TYPE D-50 TROLLEY, 80' SOAN, 12' SPREAD, MAIN 50' LIFT, AUX 57' LIFT, WELDED BOX CONSTRUCTION, 100# TROLLEY RAIL, 100# RUNWAY RAIL, 230 VOLT DC, FULL MAGNETIC CONTROLS, CAB OPERATED

Inventory ID: 6 **Manufacturer:** P & H
Model: **Location:** MILWAUKEE, WI
Serial: c-23898

Continued

WORLD'S LEADING PROVIDER OF USED MACHINERY



CRANE # 20A4416 1973 P AND H 50/15 TON BRIDGE CRANE S/N C24592 D/C POWERED, CAB OPERATED, 80' SPAN, 32'9" MAIN LIFT, 34'9" AUX LIFT, HOT METAL

Inventory 149 **Manufacturer:** P & H
ID:
Model: **Location:** MILWAUKEE, WI
Serial: c24592



CRANE # 20A4418 1973 P AND H 50/15 TON BRIDGE CRANE S/N C24656 230 VOLT D/C POWERED, 50' SPAN, 9' SPREAD, 18'9" MAIN LIFT, 21'9" AUX LIFT, CAB OPERATED

Inventory 193 **Manufacturer:** P & H
ID:
Model: **Location:** MILWAUKEE, WI
Serial: c24656



CRANE # 20A4423 1977 P AND H 50/15 TON BRIDGE CRANE S/N C-25691, 50' SPAN, 9' SPREAD, 18'9" MAIN LIFT, 21'9" AUX LIFT, 230 VOLT D/C POWERED, CAB OPERATED

Inventory 213 **Manufacturer:** P & H
ID:
Model: **Location:** MILWAUKEE, WI
Serial: c-25691



CRANE # 20A4866 1990 P AND H 50/15 TON BRIDGE CRANE S/N CI-30073, D/C POWERED, 80' SPAN, HOT METAL CLASS E, 32'9" MAIN LIFT, 35'9" AUX LIFT, CAB OPERATED

Inventory 245 **Manufacturer:** P & H
ID:
Model: **Location:** MILWAUKEE, WI
Serial: ci-30073



CRANE #20A1001 1964 P AND H 10 TON CRANE S/N C-5049 CAB OPERATED, DOUBLE GIRDER LOCATED IN THE CORE ROOM, TYPE C BRIDGE, D/C POWERED, TYPE H TROLLEY, 40' SPAN, 5'6" SPREAD, 25' LIFT

Inventory 192 **Manufacturer:** P & H
ID:
Model: **Location:** MILWAUKEE, WI
Serial: c5049



CRANE #20A1014 1964 P AND H 25/5 TON BRIDGE CRANE S/N C-1283 D230 VOLT D/C POWERED, 80' SPAN, 6'9" SPREAD, 25' LIFT, BOX GIRDER CONSTRUCTION, 45# TROLLEY RAIL, 60# RUNWAY RAIL, CAB OPERATED

Inventory 69 **Manufacturer:** P & H
ID:
Model: **Location:** MILWAUKEE, WI
Serial: c-1283

CRANE - SPREADER



BUSHMAN CRANE SPREADER BAR, 90 TON

Inventory 256 **Manufacturer:** BUSHMAN
ID:
Model: **Location:** MILWAUKEE, WI
Serial:

SUPERIOR CRANE CORP 100 TON SPREADER CAR, S/N 16632, 210" LENGTH, 4 ADJUSTABLE HOOKS

Inventory 94 **Manufacturer:** SUPERIOR
ID:

Continued



Model: **Location:** MILWAUKEE, WI
Serial: 16632

DRILL - OVERARM



OLIVER OVER ARM DRILL MODEL 72-DR, S/N 97724, 24X24 TABLE

Inventory ID: 302 **Manufacturer:** OLIVER
Model: 72-DR **Location:** MILWAUKEE, WI
Serial: 97724

DRILL - RADIAL ARM



JOHANSSON RADIAL ARM DRILL S/N 22189 WITH 4 WAY VISE, POWER DOWN FEED, 18X25 T-SLOTTED TABLE

Inventory ID: 285 **Manufacturer:** JOHANSSON
Model: **Location:** MILWAUKEE, WI
Serial:



WALKER TURNER RADIAL ARM DRILL, 18" X 26" T-SLOTTED TABLE

Inventory ID: 284 **Manufacturer:**
Model: **Location:** MILWAUKEE, WI
Serial:



WALKER TURNER RADIAL DRILL S/N 7-645, 32X43 TABLE

Inventory ID: 303 **Manufacturer:** WALKER TURNER
Model: **Location:** MILWAUKEE, WI
Serial: 7-645

DUST COLLECTOR -



DUST COLLECTOR - PATTERN SHOP WITH CYCLONE AND COLLECTION UNIT

Inventory ID: 323 **Manufacturer:**
Model: **Location:** MILWAUKEE, WI
Serial:

DUST COLLECTOR - BAG



1 1/2HP GRIZZLY BAG DUST COLLECTOR

Inventory ID: 301 **Manufacturer:** GRIZZLY
Model: **Location:** MILWAUKEE, WI
Serial:

Continued

WORLD'S LEADING PROVIDER OF USED MACHINERY



Inventory ID: 311 **Manufacturer:** GRIZZLY
Model: **Location:** MILWAUKEE, WI
Serial:

DUST COLLECTOR - BIN VENT



BIN VENT DUST COLLECTOR
Inventory ID: 181 **Manufacturer:**
Model: **Location:** MILWAUKEE, WI
Serial:

DUST COLLECTOR - CARTRIDGE



ACT 4 CARTRIDGE DUST COLLECTOR, INLET, DRUM OUTLET
Inventory ID: 179 **Manufacturer:**
Model: **Location:** MILWAUKEE, WI
Serial:



WHEELABRATOR MODEL 35 MPF APPROX. 12,000 CFM PULSE TYPE DUST COLLECTOR WITH BLOWER AND 30 HP MOTOR AND CONTROLS 15 CARTRIDGES
Inventory ID: 174 **Manufacturer:** WHEELABRATOR
Model: 35MPF **Location:** MILWAUKEE, WI
Serial: 20-2308

DUST COLLECTOR - PULSE

IVI DUST COLLECTOR SOLD [Sale Pending]
Inventory ID: 62 **Manufacturer:** IVI
Model: **Location:** MILWAUKEE, WI
Serial:



IVI PORTABLE PULSE JET DUST COLLECTOR WITH STAND, RATED AT 30,000 CFM WITH 2- 40 HP BLOWERS AND MOTORS AND CONTROLS, 272-6' BAGS
Inventory ID: 253 **Manufacturer:** IVI
Model: **Location:** MILWAUKEE, WI
Serial:

DUST COLLECTOR - SHAKER



SHAKER DUST COLLECTOR, 15 MODULE SHAKER TYPE, EACH WITH 40HP BLOWER, COMMON SCREW CONVEYOR, INLET PLENUM AND CONTROLS CAN BE SOLD AS INDIVIDUAL UNITS PRICED AT 5,000.000 EACH WITH BLOWER AND MOTOR NO CONTROLS
Inventory ID: 61 **Manufacturer:**
Model: **Location:** MILWAUKEE, WI
Serial:

ELEVATOR - BUCKET

BUCKET ELEVATOR APPROX. 70' HIGH WITH AIR SLIDE DISCHARGE
Inventory ID: 243 **Manufacturer:**

Continued

WORLD'S LEADING PROVIDER OF USED MACHINERY



ID:
Model: **Location:** MILWAUKEE, WI
Serial:

BUCKET ELEVATOR DISTRIBUTION

Inventory 276 **Manufacturer:**
ID:
Model: **Location:** MILWAUKEE, WI
Serial:

RETURN SAND BUCKET ELEVATOR

Inventory 265 **Manufacturer:**
ID:
Model: **Location:** MILWAUKEE, WI
Serial:

FAN -



20" FAN ON STAND WITH EXTENSION
Inventory 49 **Manufacturer:**
ID:
Model: **Location:** MILWAUKEE, WI
Serial:

FEEDER - OSCILLATING



JEFFREY OSCILLATING FEEDER
Inventory 217 **Manufacturer:**
ID:
Model: **Location:** MILWAUKEE, WI
Serial:



JEFFREY OSCILLATING FEEDER
Inventory 219 **Manufacturer:**
ID:
Model: **Location:** MILWAUKEE, WI
Serial:



OSCILLATING FEEDER
Inventory 268 **Manufacturer:**
ID:
Model: **Location:** MILWAUKEE, WI
Serial:



OSCILLATING FEEDER
Inventory 270 **Manufacturer:**
ID:
Model: **Location:** MILWAUKEE, WI
Serial:

FEEDER - POWDER



VIBRASCREW POWDER FEEDER S/N 782585, 2" OUTLET, VARIABLE SPEED DRIVE
Inventory 184 **Manufacturer:** VIBRASCREW
ID:
Model: **Location:** MILWAUKEE, WI

Continued

WORLD'S LEADING PROVIDER OF USED MACHINERY



VIBRASCREW POWDER FEEDER S/N 782585, 2" OUTLET, VARIABLE SPEED DRIVE

Inventory 185 **Manufacturer:** VIBRASCREW
ID:
Model: **Location:** MILWAUKEE, WI
Serial:


FLASK -



FLASKS IN CORE ROOM AND MAIN BAY SEE ATTACHED LIST

Inventory 247 **Manufacturer:**
ID:
Model: **Location:** MILWAUKEE, WI
Serial:

FLASK - BOTTOM PLATE



BOTTOM PLATES IN CORE ROOM SEE ATTACHED LIST

Inventory 248 **Manufacturer:**
ID:
Model: **Location:** MILWAUKEE, WI
Serial:

FLASK - ROUND



120" ID FLASK 48" DEEP

Inventory 54 **Manufacturer:**
ID:
Model: **Location:** MILWAUKEE, WI
Serial:

FURNACE - ARC



ELECTROMELT ARC FURNACE, EXHAUST DUCT, WATER COOLED, CABLES AND HOLDERS, ROOF, SIDE PANELS, DOORS, SALEM CONTROL SYSTEM, WATER PUMP SYSTEM, 2- 50 HP PUMPS, 50 HP HYD SYSTEM,

Inventory 2 **Manufacturer:** ELECTRMELT
ID:
Model: **Location:** MILWAUKEE, WI
Serial:



FOUNDRY BUILDING (SEE SPECS). PRICING INCLUDES BUILDING, ARC FURNACE WITH CONTROLS, INCOMING TRANSFORMERS, EXHAUST DUCT, 2 HOT METAL CRANES, AIR MAKE UP UNITS, ALLOY BINS, CHARGE BUCKET, PIT EXHAUST HOOD.

Inventory 1 **Manufacturer:** ELECTRMELT
ID:
Model: **Location:** MILWAUKEE, WI
Serial:

FURNACE - BRICK



6"X12"X3" FURNACE BRICK

Inventory 60 **Manufacturer:**
ID:
Model: **Location:** MILWAUKEE, WI
Serial:

Continued



CLAM TYPE CHARGE BUCKETS FURNACE WITH BAIL, 140" DIAMETER X 92" TALL

Inventory 4 **Manufacturer:**
ID:
Model: **Location:** MILWAUKEE, WI
Serial:

FURNACE - DELTAS



(2) 89.5" DELTAS

Inventory 11 **Manufacturer:**
ID:
Model: **Location:** MILWAUKEE, WI
Serial:

FURNACE - STOPPER RODS



32- 100" STOPPER RODS

Inventory 38 **Manufacturer:**
ID:
Model: **Location:** MILWAUKEE, WI
Serial:

FURNACE - TRANSFORMER

MCGRAW EDISON ARC FURNACE TRANSFORMER C-04920-5-1 RATED AT 26,000/28000 KVA, 13,200 PRIMARY WITH 12 LOW SIDE TAPS 460 TO 182, 4.6 IMP.

Inventory 3 **Manufacturer:** MCGRAW EDISON
ID:
Model: 25000/28000 **Location:** MILWAUKEE, WI
Serial: c-04920-5-1

GASHER - GEAR



FALK GEAR GASHER REBUILT BY MTR 2006 WITH 16' DIAMETER TABLE, 12- 112" X 15" X 17" HIGH EXTENSIONS, 106" X 34" HIGH RISER, MISC. GASHER HEADS, MISC. INSERTS

Inventory 509 **Manufacturer:** FALK
ID:
Model: **Location:** MILWAUKEE, WI
Serial:

GEAR - CHECKER

BORING BAR OUTBOARD SUPPORT 77" VERTICAL ADJUSTMENT, 111" OVERALL HEIGHT USED AS CHECKER FOR THE MAAG 1200 PRICED WITH THE MAAG 1200

Inventory 521 **Manufacturer:**
ID:
Model: **Location:** MILWAUKEE, WI
Serial:

GEAR - TOOLING

TOOLING FOR THE MAAG 1200 MACHINE 3- VIDMAR CABINETS WITH TOOLING

Inventory 545 **Manufacturer:** MAAG
ID:
Model: **Location:** MILWAUKEE, WI
Serial:

TOOLING FOR THE MAAG 600 MACHINE AND/OR THE MAAG 1200 MACHINE

Inventory 546 **Manufacturer:** MAAG
ID:

Continued

GRINDER - BENCH

BLACK & DECKER BENCH GRINDER, DE 6"

Inventory ID: 313 **Manufacturer:** BLACK AND DECKER
Model: **Location:** MILWAUKEE, WI
Serial:

GRINDER - DOUBLE END



2 HP CINCINNATI DOUBLE END GRINDER MODEL GPTA-105, 10" WHEEL

Inventory ID: 314 **Manufacturer:** CINCINNATI
Model: **Location:** MILWAUKEE, WI
Serial:

8" DAYTON DOUBLE END GRINDER MODEL 2Z 342, 3/4 HP

Inventory ID: 315 **Manufacturer:** DAYTON
Model: **Location:** MILWAUKEE, WI
Serial:



BALDOR DOUBLE END GRINDER MODEL 1215W, S/N 1181, 2 HP, 12" WHEELS

Inventory ID: 157 **Manufacturer:** BALDOR
Model: 1215W **Location:** MILWAUKEE, WI
Serial: 1181



BALDOR MODEL 1400W 12" DOUBLE END PEDESTAL GRINDER S/N 576, 3 HP

Inventory ID: 504 **Manufacturer:** BALDOR
Model: 1400W **Location:** MILWAUKEE, WI
Serial: 576



DOUBLE END PEDESTAL GRINDER WITH 2- 12" GRINDING WHEELS

Inventory ID: 105 **Manufacturer:**
Model: **Location:** MILWAUKEE, WI
Serial:



HEWITT/ROBBINS DOUBLE END GRINDER S/N 601205, 1 HP, 12" WHEEL

Inventory ID: 286 **Manufacturer:**
Model: **Location:** MILWAUKEE, WI
Serial: 601205

Continued



CAR BOTTOM HEAT TREAT OVEN WITH SELF PROPELLED CAR, 22' W X 31' DEEP 13' HEIGHT IN OVEN, 3 ZONES, MOORE DIGITAL READOUT, HONEYWELL DIGITAL CHART, 2000 DEGREES, 9 BURNERS PER SIDE, DOUBLE DOOR

Inventory 151
ID:

Manufacturer:

Model:
Serial:

Location: MILWAUKEE, WI



HEAT TREAT FURNACE WITH PRGRAMMABLE CONTROLS 2-ZONE, 6 BURNERS PER SIDE (CAR 112"W X 16' DEEP) X 92" HIGH DOOR OPENING, WINCH TYPE CAR, PARTIAL KO LINING

Inventory 103
ID:

Manufacturer:

Model:
Serial:

Location: MILWAUKEE, WI



HEAT TREAT FURNACE WITH PRGRAMMABLE CONTROLS 2-ZONE, 6 BURNERS PER SIDE (CAR 112"W X 16' DEEP) X 92" HIGH DOOR OPENING, WINCH TYPE CAR, PARTIAL KO LINING

Inventory 104
ID:

Manufacturer:

Model:
Serial:

Location: MILWAUKEE, WI



HEAT TREAT OVEN, 10 BURNER PER SIDE 22'W X 35'6"D. MOORE DIGITAL READOUT , 3 ZONES, HONEYWELL DIGITAL READOUT CHART REPORTER, SELF PROPELLED CAR, 24' HEIGHT, 2000 DEGREES

Inventory 147
ID:

Manufacturer:

Model:
Serial:

Location: MILWAUKEE, WI




HEAT TREAT OVEN, CAR BOTTOM, 14' X 25' LONG CAR, 17' X28' X 17'H OPENING, MOORE IND DIGITAL READOUT, NORTH AMERICAN BURNER SYSTEM, POWERED WINCH CAR, 3 BURNERS PER SIDE, PARTIAL KO LINING

Inventory 146
ID:

Manufacturer:

Model:
Serial:

Location: MILWAUKEE, WI



JOHNSON CAR BOTTOM HEAT TREAT FURNACE 14' X 27' SELF PROPELLED CAR, 12' OVEN HEIGHT, 8 BURNERS PER SIDE

Inventory 152
ID:

Manufacturer: JOHNSTON

Model:
Serial:

Location: MILWAUKEE, WI



JOHNSON CAR BOTTOM HEAT TREAT FURNACE WITH ALLEN BRADLEY SLC 5-03 PLC, 4 ZONES, HONEYWELL DIGITAL READOUT, ALLEN BRADLEY PANEL VIEW 550 PROGRAMMABLE CONTROLLER, CAR SIZE 30'W X 40' DEEP, SELF PROPELLED CAR, OVEN OPENING HEIGHT 15', 8 TOP BURNERS PER SIDE, 2400 DEGREES, KO LINING, DOUBLE DOOR, FANS IN CEILING

Inventory 150
ID:

Manufacturer: JOHNSTON

Model:
Serial:

Location: MILWAUKEE, WI

Continued

WORLD'S LEADING PROVIDER OF USED MACHINERY

35 Pinelawn Road, Melville, New York 11747 | Phone: 631.249.5566 | Fax: 631.249.9494 | sales@prestigeequipment.com
Copyright 2010 Prestige Equipment Corporation. All Rights Reserved.



Inventory ID: 148
Model:
Serial:

Manufacturer:
Location: MILWAUKEE, WI

HEATER/COOLER - SAND



KLOSTER HEATER/COOLER S/N MS 2646 WITH CONTROLS

Inventory ID: 198
Model:
Serial: MS2646

Manufacturer: KLOSTER
Location: MILWAUKEE, WI

HOIST - AIR



1/4 TON AIR HOIST WITH PENDENT CONTROLS AND JIB

Inventory ID: 158
Model:
Serial:

Manufacturer:
Location: MILWAUKEE, WI

POST MOUNTED JIB WITH 1/2 TON AIR HOIST WITH PENDENT CONTROLS

Inventory ID: 208
Model:
Serial:

Manufacturer:
Location: MILWAUKEE, WI

HOIST - ELECTRIC



1 TON P&H ELECTRIC HOIST WITH 3 WAY PENDENT CONTROL, 10' BRIDGE, UNDERSLUG

Inventory ID: 199
Model: 1 TON
Serial:

Manufacturer: P & H
Location: MILWAUKEE, WI



1 TON P&H ELECTRIC HOIST WITH PENDENT CONTROLS CABLE TYPE

Inventory ID: 143
Model: 1 TON
Serial:

Manufacturer: P & H
Location: MILWAUKEE, WI



2 TON P&H ELECTRIC HOIST

Inventory ID: 297
Model: 2 TON
Serial:

Manufacturer: P & H
Location: MILWAUKEE, WI



3 TON P&H ELECTRIC HOIST, 20' BRIDGE, 3 WAY PENDENT CONTROL, 60' RUNWAY W/ SPORTS & ELECTRIC

Inventory ID: 206
Model:
Serial:

Manufacturer: P & H
Location: MILWAUKEE, WI

Continued

WORLD'S LEADING PROVIDER OF USED MACHINERY



Inventory ID: 73 **Manufacturer:** YALE
Model: 1 TON **Location:** MILWAUKEE, WI
Serial:

IRONWORKER - HYDRUALIC



EDWARDS IRONWORKER HYDRAULIC MODEL JAWS IV, INFEEED CONVEYOR, 55 TON, PUNCH, COPE, FLAT/ANGLE, SHEAR [Sale Pending]
Inventory ID: 196 **Manufacturer:** EDWARDS
Model: **Location:** MILWAUKEE, WI
Serial:

JACKS - HYDRAULIC



BOX WITH ENERPAC 1 HP HYDRAULIC UNIT AND 16 JACKS
Inventory ID: 501 **Manufacturer:** ENERPAC
Model: **Location:** MILWAUKEE, WI
Serial:

JIB - FLOOR



1 TON HANDLING SYSTEM FLOOR JIB CRANE, 14" COLUMN X 12' UNDER ARM X 20' ARM
Inventory ID: 72 **Manufacturer:** HANDLING SYSTEM
Model: **Location:** MILWAUKEE, WI
Serial:



2 TON FLOOR JIB, 14" COLUMN, 12' HIGH, 18' ARM
Inventory ID: 296 **Manufacturer:**
Model: **Location:** MILWAUKEE, WI
Serial:



CHICAGO TRAMRAIL FLOOR JIB 14" COLUMN, 14' ARM, 11' TO ARM 1 TON CAPACITY
Inventory ID: 142 **Manufacturer:** CHICAGO TRAMRAIL
Model: **Location:** MILWAUKEE, WI
Serial:

JIB - SPECIAL



RADIAL AIR ARC CIRCULAR CUTOFF, MOUNTED ON A 360 DEGREE 16" COLUMN, 14' ARM, 12' JIB ARM, 10' TO JIB, POWERED JIB ARM
Inventory ID: 87 **Manufacturer:**
Model: **Location:** MILWAUKEE, WI
Serial:

JOINTER - WOOD



FAY-EGAN CINCINNATTI WOOD JOINTER, S/N 6007, 20", 5 HP
Inventory ID: 291 **Manufacturer:** FAY
Model: **Location:** MILWAUKEE, WI
Serial: 6007

OLIVER WOOD JOINTER MODEL 166, S/N 207885
Inventory ID: 319 **Manufacturer:** OLIVER

Continued

WORLD'S LEADING PROVIDER OF USED MACHINERY



Model: **Location:** MILWAUKEE, WI
Serial: 207885

LAB - BALANCE



OHAUS HARVARD TRIP BALANCE
Inventory ID: 230 **Manufacturer:** OHAUS
Model: **Location:** MILWAUKEE, WI
Serial:

SARTORIUS BASIC LAB BALANCE
Inventory ID: 239 **Manufacturer:** SARTORIUS
Model: BASIC **Location:** MILWAUKEE, WI
Serial:



TOLEDO 500 GRAM BALANCE WITH MISC WEIGHTS
Inventory ID: 235 **Manufacturer:** TOLEDO
Model: **Location:** MILWAUKEE, WI
Serial:

LAB - FURNACE



THERMOLYNE FURNACE MODEL 2000, 2200 DEGREES
Inventory ID: 237 **Manufacturer:** THERMOLYNE
Model: 2000 **Location:** MILWAUKEE, WI
Serial:

LAB - HARDNESS

NEW IN BOX SIMPSON MODEL 42145 ELECTRNIC SCRATCH HARDNESS TESTER
Inventory ID: 324 **Manufacturer:** SIMPSON
Model: 42145 **Location:** MILWAUKEE, WI
Serial:

LAB - MICROSCOPE



REICHERT STERO ZOOM MICROSCOPE MODEL STEROSTAR S/N 569, .7X - 3.0 X WITH BASE
Inventory ID: 238 **Manufacturer:** REICHART
Model: STREREOSTAR **Location:** MILWAUKEE, WI
Serial:

LAB - OVEN



DESPATCH OVEN MODEL V15, S/N 20730, 3.6KW, 800 DEGREE, OPEN SIZE 19X19X19
Inventory ID: 227 **Manufacturer:** DESPATCH
Model: V15 **Location:** MILWAUKEE, WI
Serial: 20730

NEW IN BOX
Inventory ID: 341 **Manufacturer:**

Continued

WORLD'S LEADING PROVIDER OF USED MACHINERY

LAB - P H METER



HANNA PH METER MODEL HI2210 WITH DIGITAL READOUT

Inventory ID: 226 **Manufacturer:** HANNA
Model: HI2210 **Location:** MILWAUKEE, WI
Serial:

LAB - PERMMETER

DIETERT PERMMETER MODEL 338 WITH TUBE AND STANDARD

Inventory ID: 236 **Manufacturer:** DIETERT
Model: 338 **Location:** MILWAUKEE, WI
Serial:



DIETERT PERMMETER MODEL 338, S/N 51531 WITH TUBE AND STANDARD

Inventory ID: 233 **Manufacturer:** DIETERT
Model: 338 **Location:** MILWAUKEE, WI
Serial: 51531

LAB - PPM METER



BARNSTED PPM METER, FOR NA CL WITH FISHER VERSA MIX MIXER

Inventory ID: 225 **Manufacturer:** BARNSTED
Model: **Location:** MILWAUKEE, WI
Serial:

LAB - RAMMER

DIETERT MODEL 315 SAND RAMMER

Inventory ID: 327 **Manufacturer:** DIETERT
Model: 315 **Location:** MILWAUKEE, WI
Serial: 37353



SPECIMAN TUBES & RAMMERS

Inventory ID: 231 **Manufacturer:**
Model: **Location:** MILWAUKEE, WI
Serial:

LAB - RO-TAP



TYLER ROTAP MODEL RX29 S/N 24055 WITH SCREENS

Inventory ID: 223 **Manufacturer:** TYLER
Model: RX29 **Location:** MILWAUKEE, WI
Serial:



TYLER ROTAP MODEL RX29, NO SCREENS, WITH BASE

Inventory ID: 224 **Manufacturer:** TYLER
Model: RX29 **Location:** MILWAUKEE, WI
Serial:

Continued



315 DIERT SAND RAMMER WITH BASE AND COMPACTIBILITY GAUGE

Inventory ID: 229 **Manufacturer:** DIERTERT
Model: 315 **Location:** MILWAUKEE, WI
Serial: 51341



DIERT 315 SAND RAMMER WITH 2 DOG BONE MOLDS

Inventory ID: 203 **Manufacturer:** DIERTERT
Model: 315 **Location:** MILWAUKEE, WI
Serial:

LAB - SAND STRENGTH



2013 SIMPSON MODEL 42104 SAND STRENGTH MACHINE S/N 1013002 WITH TENSILE GRIPS

Inventory ID: 234 **Manufacturer:** SIMPSON
Model: **Location:** MILWAUKEE, WI
Serial: 1013002



DIERT SAND STRENGTH MACHINE MODEL 401, S/N 5765 WITH NEW SWITCH IN BOX, 610 N ACCESSORY

Inventory ID: 232 **Manufacturer:** DIERTERT
Model: 401 **Location:** MILWAUKEE, WI
Serial: 5765

LAB - SIEVE TESTER

NEW IN BOX SIMPSON MODEL 214600 SIEVER TESTER

Inventory ID: 340 **Manufacturer:** SIMPSON GEROSA
Model: 214600 **Location:** MILWAUKEE, WI
Serial:

LAB - TURBIDIMETER

NEW HACH MODEL 2100Q TURBIDIMETER S/N 13110C29365

Inventory ID: 325 **Manufacturer:** HACH
Model: 2100Q **Location:** MILWAUKEE, WI
Serial: 13110C29365

LAB - VISCOMETER



2- THOMAS VISCOMETERS S/N 83195, 83241 PRICED EACH

Inventory ID: 241 **Manufacturer:** THOMAS
Model: **Location:** MILWAUKEE, WI
Serial: 83195, 83241

NEW BROOKFIELD MODEL MRCT115 VISCOMETER S/N 206883

Inventory ID: 326 **Manufacturer:** BROOKFIELD
Model: MRVT115 **Location:** MILWAUKEE, WI
Serial: 206883

Continued

WORLD'S LEADING PROVIDER OF USED MACHINERY



ID:
Model: **Location:** MILWAUKEE, WI
Serial:



BAIL LADLE 74" HOOK CENTERS
Inventory 32 **Manufacturer:**
ID:
Model: **Location:** MILWAUKEE, WI
Serial:

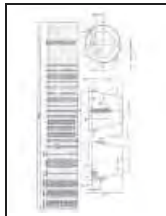


BAIL LADLE 74" HOOK CENTERS
Inventory 33 **Manufacturer:**
ID:
Model: **Location:** MILWAUKEE, WI
Serial:



LADLE BAIL 100" CENTERS
Inventory 48 **Manufacturer:**
ID:
Model: **Location:** MILWAUKEE, WI
Serial:

LADLE - BOTTOM POUR

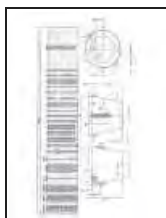


#1 BOTTOM POUR LADLE WITH 2-SLIDE GATES 36.5 TON CAPACITY
Inventory 26 **Manufacturer:**
ID:
Model: **Location:** MILWAUKEE, WI
Serial:

[Sale Pending]



#10 BOTTOM POUR LADLE WITH 2-SLIDE GATES 36.5 TON CAPACITY
Inventory 23 **Manufacturer:**
ID:
Model: **Location:** MILWAUKEE, WI
Serial:



#11 BOTTOM POUR LADLE WITH 2-SLIDE GATES 25 TON CAPACITY
Inventory 25 **Manufacturer:**
ID:
Model: **Location:** MILWAUKEE, WI
Serial:

[Sale Pending]



#11 BOTTOM POUR LADLE, NO SLIDE GATES, CAST RATED AT 25 TON CAPACITY
Inventory 53 **Manufacturer:**
ID:
Model: **Location:** MILWAUKEE, WI
Serial:

#12 BOTTOM POUR LADLE WITH 2-SLIDE GATES 36.5 TON CAPACITY
Inventory 28 **Manufacturer:**
ID:
Model: **Location:** MILWAUKEE, WI

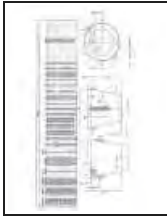
[Sale Pending]

Continued

WORLD'S LEADING PROVIDER OF USED MACHINERY



Serial:



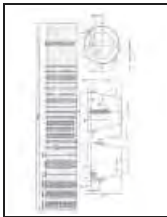
#15 BOTTOM POUR LADLE WITH 1 SLIDE GATE, BALE, STRAIGHT SIDE, 70 O.D. / 55" I.O., 64" HEIGHT

Inventory ID: 29 **Manufacturer:**
Model: **Location:** MILWAUKEE, WI
Serial:



#2 BOTTOM POUR LADLE WITH 2-SLIDE GATES 36.5 TON CAPACITY

Inventory ID: 24 **Manufacturer:**
Model: **Location:** MILWAUKEE, WI
Serial:



#3 BOTTOM POUR LADLE WITH 2-SLIDE GATES 36.5 TON CAPACITY

Inventory ID: 30 **Manufacturer:**
Model: **Location:** MILWAUKEE, WI
Serial:

[Sale Pending]



#5 BOTTOM POUR LADLE WITH 2 SLIDE GATES, BAIL, STRAIGHT SIDE, 92" O.D.O. / 80" I.D., 78" HEIGHT

Inventory ID: 31 **Manufacturer:**
Model: **Location:** MILWAUKEE, WI
Serial:

[Sale Pending]



#6 BOTTOM POUR LADLE WITH 2-SLIDE GATES 36.5 TON CAPACITY

Inventory ID: 27 **Manufacturer:**
Model: **Location:** MILWAUKEE, WI
Serial:

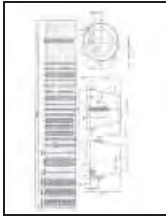


#7 BOTTOM POUR LADLE WITH 2-SLIDE GATES 36.5 TON CAPACITY

Inventory ID: 20 **Manufacturer:**
Model: **Location:** MILWAUKEE, WI
Serial:

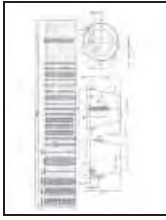
[Sale Pending]

Continued



#8 BOTTOM POUR LADLE WITH 2-SLIDE GATES 36.5 TON CAPACITY

Inventory 21 **Manufacturer:**
ID:
Model: **Location:** MILWAUKEE, WI
Serial:



#9 BOTTOM POUR LADLE WITH 2-SLIDE GATES 36.5 TON CAPACITY

Inventory 22 **Manufacturer:**
ID:
Model: **Location:** MILWAUKEE, WI
Serial:



LADLE #3 CAST, NO SLIDE GATES RATED AT 36.5 TON CAPACITY

Inventory 51 **Manufacturer:**
ID:
Model: **Location:** MILWAUKEE, WI
Serial:

LADLE - GOOSE NECKS



2 SKIDS OF GOOSE NECKS APPROX 15 UNITS

Inventory 10 **Manufacturer:**
ID:
Model: **Location:** MILWAUKEE, WI
Serial:

LADLE - SLIDE GATES



2 SLIDE GATES PRICED EACH

Inventory 39 **Manufacturer:**
ID:
Model: **Location:** MILWAUKEE, WI
Serial:

LANCE - OXYGEN



2- RACK WITH OXYGEN LANCES

Inventory 37 **Manufacturer:**
ID:
Model: **Location:** MILWAUKEE, WI
Serial:

LATHE - HEADSTOCK/TAILSTOCK



HEADSTOCK WITH 48" T SLOTTED FACE PLATE, 120" SWING MOUNTED ON FLOOR PLATE, 120" B.C. BADGER FEED SLIDE WITH SWIVEL COMPOUND, TOOL TRAVEL 115" 21.5' X 10' T SLOTTED FLOOR PLATE WITH 7- T SLOTS, 12" THICK

Inventory 511 **Manufacturer:**
ID:
Model: **Location:** MILWAUKEE, WI
Serial:

MAGNET - CRANE



45" CANMAG CRANE MAGNET S/N 41-6652

Inventory 68 **Manufacturer:** CANMAG
ID:
Model: **Location:** MILWAUKEE, WI
Serial: 41-6652

Continued

66" CRANE MAGNET HANGING IN THE AIR

Inventory 86 **Manufacturer:**
ID:
Model: **Location:** MILWAUKEE, WI
Serial:



CUTLER HAMMER 20" CRANE MAGNET MODEL U1-198

Inventory 207 **Manufacturer:** CUTLER HAMMER
ID:
Model: U1-198 **Location:** MILWAUKEE, WI
Serial:



DINGS CRANE MAGNET

Inventory 278 **Manufacturer:** DINGS
ID:
Model: 1625 **Location:** MILWAUKEE, WI
Serial:



MAGNET CRANE, POWERMAG 4000# CAPACITY WITH CHARGER

Inventory 74 **Manufacturer:** POWERMAG
ID:
Model: **Location:** MILWAUKEE, WI
Serial:



NATIONAL CRANE MAGNET SCRAPMASTER

Inventory 258 **Manufacturer:** NATIONAL
ID:
Model: **Location:** MILWAUKEE, WI
Serial:



NATIONAL ELECTRIC CRANE MAGNET MODEL 66D S/N 41-2850, 66" DIAMETER

Inventory 8 **Manufacturer:** NATIONAL
ID:
Model: 66D **Location:** MILWAUKEE, WI
Serial: 41-2850

MISC -



1 SKID SAND GASKET 18 BOXES 585' PER CARTON, MODEL AF 3/8 X 30

Inventory 14 **Manufacturer:**
ID:
Model: **Location:** MILWAUKEE, WI
Serial:



11 BOXES & 1 PARTIAL HERGENS MODEL PT36, 1000 PER BOX, ELECTRO-NITE

Inventory 12 **Manufacturer:**
ID:
Model: **Location:** MILWAUKEE, WI
Serial:



2 SKIDS OF APPROX 38- 50# BAGS

Inventory 41 **Manufacturer:**
ID:
Model: **Location:** MILWAUKEE, WI
Serial:

APPROX 25- 40# INSULTOP 105 BAGS

Inventory 43 **Manufacturer:**
ID:

Continued



Model: **Location:** MILWAUKEE, WI
Serial:

MISC - A FRAME



WALLACE PORTABLE A FRAME, TRI ADJUSTABLE, 1 TON WITH ARO, 1 TON AIR HOIST WITH PENDENT CONTROLS
Inventory 305 **Manufacturer:** WALLACE
ID:
Model: **Location:** MILWAUKEE, WI
Serial:

MISC - CASTABLE



1 SKID (70 BAGS) MODLIT D CASTABLE, VESUVIUS
Inventory 15 **Manufacturer:**
ID:
Model: **Location:** MILWAUKEE, WI
Serial:

MISC - CONTENTS

CONTENT OF THE CARPENTER SHOP AIR AND ELECTRIC TOOLS, SPARE, PARTS, ETC. TO BE AUCTIONED

Inventory 342 **Manufacturer:**
ID:
Model: **Location:** MILWAUKEE, WI
Serial:

MISC - FERRO MOLY



SH BELL COMPANY FERRO MOLYBDENUM, 2 BUCKETS, 200# EACH
Inventory 16 **Manufacturer:**
ID:
Model: **Location:** MILWAUKEE, WI
Serial:

MISC - GRAPHITE



BALANCE OF SKID, 1 DRUM CARBON GRAPHITE, 3 BAGS CARBON GRAPHITE
Inventory 17 **Manufacturer:**
ID:
Model: **Location:** MILWAUKEE, WI
Serial:

MISC - POURING CUPS



HERGENS MODEL QS 3000, 21 BOXES, 50 PER BOX, POURING CUPS
Inventory 13 **Manufacturer:**
ID:
Model: **Location:** MILWAUKEE, WI
Serial:

MISC - STOPPER ROD HOLDERS



SKID OF STOPPER ROD HOLDERS, 100" LONG, APPROX 40 RODS
Inventory 9 **Manufacturer:**
ID:
Model: **Location:** MILWAUKEE, WI
Serial:

Continued

MIXER - BATCH



OMCO BATCH MIXER WITH COMMON CONTROL, HARDY DIGITAL READOUT CONTROLS

Inventory ID: 200 **Manufacturer:** OMCO
Model: **Location:** MILWAUKEE, WI
Serial:



OMCO BATCH MIXER WITH COMMON CONTROL, HARDY DIGITAL READOUT CONTROLS

Inventory ID: 201 **Manufacturer:** OMCO
Model: **Location:** MILWAUKEE, WI
Serial:



OMCO MIXER MODEL MS-14 SUPER MIXER, FEED HOPPER & PUMPS

Inventory ID: 187 **Manufacturer:** OMCO
Model: MS14 **Location:** MILWAUKEE, WI
Serial:

MOLDING - FLASK FILLER



KRAFTWELL FLASK FILLER 16" X 16' BELT CONVEYOR, AIREATING BRUSH & DISCHARGE, MOUNTED ON 360 DEGREE JIB

Inventory ID: 202 **Manufacturer:** KRAFTWELL
Model: **Location:** MILWAUKEE, WI
Serial:

MOLDING - HANDLER



MOLD HANDLER, POWER OPEN/CLOSE, ROTATION MODEL QME5600 5600# CAPACITY

Inventory ID: 194 **Manufacturer:** QUIPTEC
Model: QME5600 **Location:** MILWAUKEE, WI
Serial:



QUIPTEC MOLD HANDLER MODEL QME-5600 SWL, 5600#, POWER OPEN/CLOSE

Inventory ID: 189 **Manufacturer:** QUIPTEC
Model: QME5600 **Location:** MILWAUKEE, WI
Serial:

MOLDING - ROLLOVER

INTERNATIONAL MOLD ROLLOVER WITH RACINE HYDRAULIC SYSTEM, CLAMP, POWER ROLLER IN/OUT

Inventory ID: 205 **Manufacturer:** INTERNATIONAL
Model: **Location:** MILWAUKEE, WI
Serial:

MULLER - LAB

SIMPSON LAB MULLER

Inventory ID: 222 **Manufacturer:** SIMPSON

Continued

WORLD'S LEADING PROVIDER OF USED MACHINERY



ID:
Model: **Location:** MILWAUKEE, WI
Serial:

MULLER - SAND



SIMPSON SAND MULLER 36" DEEP CRIB, 36" X 10" WHEELS, DUST HOOD, FALK 3F GEAR BOX, PLOWS/NO WHEELS

Inventory 220 **Manufacturer:** SIMPSON
ID:
Model: 3F **Location:** MILWAUKEE, WI
Serial:



SIMPSON SAND MULLER 36" DEEP CRIB, 36" X 10" WHEELS, DUST HOOD, OLD STYLE GEAR BOX

Inventory 218 **Manufacturer:** SIMPSON
ID:
Model: 3F **Location:** MILWAUKEE, WI
Serial:



SIMPSON SAND MULLER MODEL 3F OR 3G, HARTLEY SERIES 16 MOISTURE, DUST HOOD, EXHAUST

Inventory 269 **Manufacturer:** SIMPSON
ID:
Model: **Location:** MILWAUKEE, WI
Serial:



SIMPSON SAND MULLER MODEL 3F OR 3G, HARTLEY SERIES 16 MOISTURE, DUST HOOD, EXHAUST

Inventory 271 **Manufacturer:** SIMPSON
ID:
Model: **Location:** MILWAUKEE, WI
Serial:

OVEN - HEAT TREAT



PREHEAT OVEN 17'6W X 30'D X 10' HIGH, 9'W X 18'6" WICH OPERATED CAR, OPEN GAS BURNER, BRICK LINING, KO ON ROOF, HONEYWELL DIGITAL READOUT

Inventory 93 **Manufacturer:**
ID:
Model: **Location:** MILWAUKEE, WI
Serial:

OVEN - MESH BELT



WISCONSIN MODEL COMBINATION FLOW/G GAS FIRED TWIN MESH BELT OVEN, DOUBLE MESH BELTS 44" WIDE, , DOOR 102" W X 48" HIGH, AIR OPERATED, 22' OVERALL LENGTH, RATED AT 600 DEFREE F, 1,600,000 BTU

Inventory 210 **Manufacturer:** WISCONSIN
ID:
Model: COMBINATION **Location:** MILWAUKEE, WI
FLOW/G
Serial: 023098804

OVEN - WELDING



DRYROD WELD OVEN MODEL 9C, 30" DIAMETER X 28" DEEP, 100-550 DEGREES

Inventory 154 **Manufacturer:** DRYROD
ID:
Model: 9C **Location:** MILWAUKEE, WI

Continued

WORLD'S LEADING PROVIDER OF USED MACHINERY



DRYROD WELD OVEN MODEL 9C, 30" DIAMETER X 28" DEEP, 100-550 DEGREES

Inventory 155 **Manufacturer:** DRYROD
ID:
Model: 9C **Location:** MILWAUKEE, WI
Serial:

PARTS -



PARTS FOR ALL MACHINES IN FACILITY

Inventory 280 **Manufacturer:**
ID:
Model: **Location:** MILWAUKEE, WI
Serial:



SPARE PARTS - ELECTRODE HOLDERS, BRIQUETTER PARTS, SPARE DOORS, ETC.

Inventory 58 **Manufacturer:**
ID:
Model: **Location:** MILWAUKEE, WI
Serial:

PLANER - WOOD



24"X8" OLIVER WOOD PLANER MODEL 299-D, S/N 206465

Inventory 304 **Manufacturer:** OLIVER
ID:
Model: **Location:** MILWAUKEE, WI
Serial: 206465



OLIVER WOOD PLANER MODEL 299-D, S/N 206273, 24" X 8"

Inventory 292 **Manufacturer:** OLIVER
ID:
Model: **Location:** MILWAUKEE, WI
Serial:

PLATE - SETUP



(3) 7' X 10' X 2" SET UP PLATE WITH CRANE HOOKS PRICED EACH

Inventory 190 **Manufacturer:**
ID:
Model: **Location:** MILWAUKEE, WI
Serial:

POT - SLAG



(2) SLAG POTS, PRICED EACH

Inventory 252 **Manufacturer:**
ID:
Model: **Location:** MILWAUKEE, WI
Serial:



SLAG POT 76" HIGH X 70" ID

Inventory 95 **Manufacturer:**
ID:
Model: **Location:** MILWAUKEE, WI
Serial:

PREHEAT -

PREHEAT - SOLD

Inventory 19 **Manufacturer:**

Continued

WORLD'S LEADING PROVIDER OF USED MACHINERY



ID:
Model: **Location:** MILWAUKEE, WI
Serial:

PRESS - AIR



AIR PRESS ROD STRAIGHTENER
Inventory 197 **Manufacturer:**
ID:
Model: **Location:** MILWAUKEE, WI
Serial:

PRESS - HYDRAULIC



DAKE HYDRAULIC PRESS, MODEL 18-621, 32" STR., 60" DAYLIGHT, 35" X 60" BETWEEN POSTS, 85 IPM RAPID ADVANCE, 17 IPM PRESSING, 38 IPM BREAKAWAY, 170 IPM RETURN
Inventory 34 **Manufacturer:** DAKE
ID:
Model: 18-621 **Location:** MILWAUKEE, WI
Serial:

RISERS - STEEL

12- 12" X 36" X 13.5" HIGH RISERS MOUNTED ON TAG#534
Inventory 541 **Manufacturer:**
ID:
Model: **Location:** MILWAUKEE, WI
Serial:

12- 12" X 36" X 9.25" HIGH RISERS MOUNTED ON TAG#531, 186" TABLE
Inventory 539 **Manufacturer:**
ID:
Model: **Location:** MILWAUKEE, WI
Serial:

12- 27" X 27" X 12" HIGH 13" WIDE AT TOP RISERS MOUNTED ON TAG#538
Inventory 544 **Manufacturer:**
ID:
Model: **Location:** MILWAUKEE, WI
Serial:

12- 8.5" X 54" X 14" HIGH RISERS MOUNTED ON TAG# 532
Inventory 540 **Manufacturer:**
ID:
Model: **Location:** MILWAUKEE, WI
Serial:

12- 8.5" X 54" X 14" HIGH RISERS MOUNTED ON TAG# 535
Inventory 542 **Manufacturer:**
ID:
Model: **Location:** MILWAUKEE, WI
Serial:

12- 8.5" X 54" X 14" HIGH RISERS MOUNTED ON TAG# 536
Inventory 543 **Manufacturer:**
ID:
Model: **Location:** MILWAUKEE, WI

Continued

WORLD'S LEADING PROVIDER OF USED MACHINERY

36- ORANGE RISERS 14.5" X 113" X 18" HIGH 24- BY THE HOB AND 12 ACROSS FROM THE GASHER FOR TABLE TAG#529 FOR THE MAAG 1200 PRICED WITH THE MAAG 1200

Inventory 523 **Manufacturer:**
ID:
Model: **Location:** MILWAUKEE, WI
Serial:

36- ORANGE RISERS 8.5" X 60" X 14" HIGH

Inventory 525 **Manufacturer:**
ID:
Model: **Location:** MILWAUKEE, WI
Serial:

4- 23" X 24" X 24" HIGH RISERS FOR THE 24' VBM PRICED WITH THE 24' VBM

Inventory 515 **Manufacturer:**
ID:
Model: **Location:** MILWAUKEE, WI
Serial:

4- 36" X 48" X 36" HIGH RISERS WITH 27" X 29" TOP FOR THE 24' VBM PRICED WITH THE 24' VBM

Inventory 514 **Manufacturer:**
ID:
Model: **Location:** MILWAUKEE, WI
Serial:

6- 12" X 18" X 36" HIGH RISERS FOR THE 24' VBM PRICED WITH THE 24' VBM

Inventory 513 **Manufacturer:**
ID:
Model: **Location:** MILWAUKEE, WI
Serial:

6- ORANGE RISERS 8" X 36" X 14" HIGH 700# PER UNIT TOTAL WEIGHT 4200#

Inventory 524 **Manufacturer:**
ID:
Model: **Location:** MILWAUKEE, WI
Serial:

RISERS - T-SLOTTED



12- 143.5" X 31.5" X 18" HIGH T SLOTTED RISERS WITH TAPERED ENDS, 3- T SLOTS PER RISER FOR THE MAAG 600 PRICED WITH THE MAAG 600

Inventory 507 **Manufacturer:**
ID:
Model: **Location:** MILWAUKEE, WI
Serial:



4- 19.75" X 180" X 18" HIGH T SLOTTED RISERS WITH 2 T SLOTS FOR THE FRORIEP PRICED WITH THE FRORIEP

Inventory 508 **Manufacturer:**
ID:
Model: **Location:** MILWAUKEE, WI
Serial:

48" X 72" X 24" HIGH T SLOTTED RISER FOR THE FRORIEP PRICED WITH THE FRORIEP

Inventory 506 **Manufacturer:**
ID:

Continued

WORLD'S LEADING PROVIDER OF USED MACHINERY



Model: **Location:** MILWAUKEE, WI
Serial:

ROLLING STOCK - DUMP TRUCK



TEREX DUMP TRUCK MODEL 366 S/N 700821, 60" TIRES, ARTICULATING DUMP BOX, MAX WEIGHT 86,000#, 5' X 60' X 8'7/4' BED, DUAL REARS, CUMMINS ENGINE, NEW TRANSMISSION

Inventory 191 **Manufacturer:** TEREX
ID:
Model: 366 **Location:** MILWAUKEE, WI
Serial:

ROLLING STOCK - EXCAVATOR



2009 JCB MINI EXCAVATOR MODEL 8080, S/N 1442941, 42 KW/2400 RPM, 90", WEIGHT 8300 KG, RUBBER CRAWLER, BLADES, WITH HYDRAULIC HAMMER

Inventory 75 **Manufacturer:** JCB
ID:
Model: 8080 **Location:** MILWAUKEE, WI
Serial: 1442941

ROLLING STOCK - PLATFORM LIFT



HYSTER PLATFORM MODEL W40F S/N B1354055672, 12 VOLT, 4000#, WITH CHARGER

Inventory 215 **Manufacturer:** HYSTER
ID:
Model: W40F **Location:** MILWAUKEE, WI
Serial: B1354055672

ROLLING STOCK - TUGGER



MMS TUGGER RIDING MODEL RCT 200, S/N M11081, 24V, 750# DRAWBAR PULL

Inventory 212 **Manufacturer:** MMS
ID:
Model: RCT200 **Location:** MILWAUKEE, WI
Serial: M11081

ROUTER -



STEEL OVERARM ROUTER ON TABLE 60 X 120 "X 4" WITH MILWAUKEE ROUTER

Inventory 298 **Manufacturer:**
ID:
Model: **Location:** MILWAUKEE, WI
Serial:

SANDER -



16" YATES DOUBLE END SANDER

Inventory 316 **Manufacturer:**
ID:
Model: **Location:** MILWAUKEE, WI
Serial:

ROCKWELL/DELTA COMBO SANDER, 6" BELT, 12" DISC

Inventory 287 **Manufacturer:**
ID:

Continued



Model: **Location:** MILWAUKEE, WI
Serial:

SANDER - DISC



15" OLIVER SINGLE END DISC SANDER
Inventory 308 **Manufacturer:**
ID:
Model: **Location:** MILWAUKEE, WI
Serial:



16" YATES AMERICAN DOUBLE END DISC SANDER
Inventory 306 **Manufacturer:** YATES
ID:
Model: **Location:** MILWAUKEE, WI
Serial:



36" MAX DOUBLE END DISC SANDER
Inventory 321 **Manufacturer:** MAX
ID:
Model: **Location:** MILWAUKEE, WI
Serial:



**DISC SANDER WITH SABIONA 584SV VARIABLE SPEED CONTROL,
 7 1/2 HP, DOUBLE END 36"**
Inventory 290 **Manufacturer:**
ID:
Model: **Location:** MILWAUKEE, WI
Serial:

SANDER - SINGLE END



OLIVER SINGLE END DISC SANDER, 15", 1/2 HP
Inventory 300 **Manufacturer:** OLIVER
ID:
Model: **Location:** MILWAUKEE, WI
Serial:

SANDER - SPINDLE



TABLE TYPE MASTER SPINDLE SANDER
Inventory 295 **Manufacturer:** MASTER
ID:
Model: **Location:** MILWAUKEE, WI
Serial:



TABLE TYPE MASTER SPINDLE SANDER
Inventory 310 **Manufacturer:** MASTER
ID:
Model: **Location:** MILWAUKEE, WI
Serial:

Continued



14" ROCKWELL BAND SAW MODEL 28-200, S/N LE 6889
Inventory 307 **Manufacturer:** ROCKWELL
ID:
Model: 28-200 **Location:** MILWAUKEE, WI
Serial: LE 6889



14" ROCKWELL BAND SAW MODEL 28-200, S/N LE 6893
Inventory 309 **Manufacturer:** ROCKWELL
ID:
Model: 28-200 **Location:** MILWAUKEE, WI
Serial: LE 6893



24" TANNEWITZ BAND SAW
Inventory 318 **Manufacturer:** TANNEWITZ
ID:
Model: **Location:** MILWAUKEE, WI
Serial:



36" FAY & EGAN BAND SAW S/N 144656
Inventory 320 **Manufacturer:**
ID:
Model: **Location:** MILWAUKEE, WI
Serial: 144656



36" OLIVER BAND SAW MODEL 116, S/N 86054
Inventory 312 **Manufacturer:** OLIVER
ID:
Model: **Location:** MILWAUKEE, WI
Serial: 86054



36" OLIVER BAND SAW MODEL 116-D, S/N 55848
Inventory 294 **Manufacturer:** OLIVER
ID:
Model: 116-D **Location:** MILWAUKEE, WI
Serial: 55848



DOALL BAND SAW MODEL MC, S/N 435659, 16" WITH WELDER AND GRINDER
Inventory 288 **Manufacturer:** DOALL
ID:
Model: **Location:** MILWAUKEE, WI
Serial: 435659

ROCKWELL BAND SAW MODEL 28-200 S/N GX6000, 14" VARIABLE BAND SAW
Inventory 299 **Manufacturer:** ROCKWELL

Continued



ID:
Model: 28-200 **Location:** MILWAUKEE, WI
Serial: GX6000

SAW - BRICK



TARGET BRICK SAW WITH SLIDING TABLE, 10" BLADE, 5 HP
Inventory 216 **Manufacturer:** TARGET
ID:
Model: **Location:** MILWAUKEE, WI
Serial:

SAW - PANEL



MILWAUKEE VERTICAL PANEL SAW, 3 1/4 HP, 8" BLADE
Inventory 281 **Manufacturer:** MILWAUKEE
ID:
Model: **Location:** MILWAUKEE, WI
Serial:

SAW - RADIAL ARM



OLIVER RADIAL ARM SAW MODEL 94-D, S/N 76525
Inventory 282 **Manufacturer:**
ID:
Model: **Location:** MILWAUKEE, WI
Serial: 76525

SAW - TABLE



OLIVER TABLE SAW MODEL 260-D, S/N 95084
Inventory 317 **Manufacturer:** OLIVER
ID:
Model: **Location:** MILWAUKEE, WI
Serial: 95084



OLIVER TABLE SAW S/N 70735, 5 HP
Inventory 293 **Manufacturer:** OLIVER
ID:
Model: **Location:** MILWAUKEE, WI
Serial: 70735

SCALE - CRANE



MEASUREMENT SYSTEMS CRANE SCALE MODEL HIS 4300, S/N 32859-61343, 50,000# DIGITAL READOUT
Inventory 97 **Manufacturer:** MSI
ID:
Model: HIS 4300 **Location:** MILWAUKEE, WI
Serial: 32859-61343

SCALE - FLOOR

128" X 128" IN GROUND CHARGE SCALE
Inventory 46 **Manufacturer:**
ID:
Model: **Location:** MILWAUKEE, WI

Continued

WORLD'S LEADING PROVIDER OF USED MACHINERY



CARDINAL SCALE MODEL 204, 32X30 STAND, 500# PORTABLE, UNUSED

Inventory ID: 228 **Manufacturer:** CARDINAL
Model: 204 **Location:** MILWAUKEE, WI
Serial:



CARDINAL SCALE MODEL 204, 32X30 STAND, 500# PORTABLE, UNUSED

Inventory ID: 240 **Manufacturer:** CARDINAL
Model: 204 **Location:** MILWAUKEE, WI
Serial:

SHAKEOUT - SAND



SAND SHAKEOUT WITH SIDE EXHAUST

Inventory ID: 261 **Manufacturer:**
Model: **Location:** MILWAUKEE, WI
Serial:



SAND SHAKEOUT, BASE & TOP, NIS WITH PARTS, TOP SIZE 15'X10', 7 ECCENTRIC DRIVES, BASE HOUSING

Inventory ID: 67 **Manufacturer:**
Model: **Location:** MILWAUKEE, WI
Serial:

SHAPER - GEAR

MAAG INSPECTION MACHINE MODEL ES4300/55 S/N 66169

Inventory ID: 526 **Manufacturer:** MAGG
Model: ES4300/55 **Location:** MILWAUKEE, WI
Serial: 66169



MAAG MODEL 1200 GEAR SHAPER PRICE INCLUDES THE COMPLETION OF THE REBUILD SEE ATTACHED SPECS

Inventory ID: 522 **Manufacturer:** MAGG
Model: 1200 **Location:** MILWAUKEE, WI
Serial:



REBUILT WITH CNC CONTROLS 2014 MAAG MODEL SH600 GEAR SHAPER S/N 5343 SEE ATTACHED SPECS

Inventory ID: 537 **Manufacturer:** MAGG
Model: SH600 **Location:** MILWAUKEE, WI
Serial: 5343

SILO - SAND



10' DIAMETER SAND SILO WITH BIN VENT, 12' HIGH AND 8' CONE WITH SLIDE GATE, 8" OPENING, 4' FROM GROUND, BIN INDICATORS

Inventory ID: 18 **Manufacturer:**
Model: **Location:** MILWAUKEE, WI
Serial:

Continued

WORLD'S LEADING PROVIDER OF USED MACHINERY



SAND SILO APPROX 30' WITH TRUCK FEED, LADDER, BIN VENT DUST COLLECTOR, DYNAMIC AIR AIR SLIDE, DISCHARGE, SKIRT

Inventory 244 **Manufacturer:**
ID:
Model: **Location:** MILWAUKEE, WI
Serial:



SAND SILO WITH SUPPORT STRUCTURE, 9' X APPROX 20' HIGH, FLAT BOTTOM NO CONE

Inventory 186 **Manufacturer:**
ID:
Model: **Location:** MILWAUKEE, WI
Serial:

TABLE -



WOOD TABLES WITH WOOD VISES, NO CONTENTS PRICED EACH

Inventory 283 **Manufacturer:**
ID:
Model: **Location:** MILWAUKEE, WI
Serial:

TABLE - GEAR



164" DIAMETER 17 TON GEAR TABLE WITH ADJUSTABLE T SLOTTED SLIDES

Inventory 530 **Manufacturer:**
ID:
Model: **Location:** MILWAUKEE, WI
Serial:



174" DIAMETER 9 TON GEAR TABLE WITH 12- 27" X 27" X 12" HIGH 13" WIDE AT TOP RISERS (NOTE: RISERS ARE TAG#544) PRICED SEPERATELY THIS TABLE IS FOR THE MAAG 600 OFFERED AS AN OPTION NOTE: THIS IS A STACK OF THREE TABLES UP TO 174"

Inventory 538 **Manufacturer:**
ID:
Model: **Location:** MILWAUKEE, WI
Serial:



186" DIAMETER 31 TON GEAR TABLE WITH 12- 12" X 36" X 13.5" HIGH RISERS (NOTE: RISERS ARE TAG#541) PRICED SEPERATELY

Inventory 534 **Manufacturer:**
ID:
Model: **Location:** MILWAUKEE, WI
Serial:

186" DIAMETER GEAR TABLE 28 TON WITH 12- 12" X 36" X 9.25" HIGH RISERS (NOTE: RISERS ARE TAG#539) PRICED SEPERATELY

Inventory 531 **Manufacturer:**
ID:
Model: **Location:** MILWAUKEE, WI
Serial:

192" DIAMETER GEAR TABLE WITH 12- 8.5" X 54" X 14" HIGH RISERS (NOTE: RISERS ARE TAG#542) PRICED SEPERATELY

Inventory 535 **Manufacturer:**
ID:

Continued



Model: **Location:** MILWAUKEE, WI
Serial:



216" DIAMETER GEAR TABLE 28 TON WITH 12- 8.5" X 54" X 14" HIGH RISERS (NOTE: RISERS ARE TAG#540) PRICED SEPERATELY

Inventory 532 **Manufacturer:**
ID:
Model: **Location:** MILWAUKEE, WI
Serial:



238" DIAMETER 45 TON GEAR TABLE WITH 12- 8.5" X 54" X 14" HIGH RISERS (NOTE: RISERS ARE TAG#543) PRICED SEPERATELY THIS TABLE IS FOR THE MAAG 1200 OFFERED AS AN OPTION

Inventory 536 **Manufacturer:**
ID:
Model: **Location:** MILWAUKEE, WI
Serial:



262"-318" DIAMETER GEAR TABLE 50 TON WITH ADJUSTABLE PLATFORMS FOR THE MAAG 600 OFFERED AS AN OPTION

Inventory 533 **Manufacturer:**
ID:
Model: **Location:** MILWAUKEE, WI
Serial:



356" DIAMETER GEAR TABLE FOR MAAG 1200 PRICED WITH THE MAAG 1200

Inventory 529 **Manufacturer:**
ID:
Model: **Location:** MILWAUKEE, WI
Serial:

THERE ARE TWO COMPONENTS THE BOTTOM IS THE 110" TABLE THAT WEIGHS 11,550 LBS THAT ALLOWS SOME OF THE TABLES TO BE MOUNTED ON IT. THERE ALSO IS A TOP ADAPTER ON TOP THE THE 110" TABLE THAT WEIGHS 4530 LBS AND IS AN ADAPTER FOR SOME OF THE OTHER TABLES. TO BE SELL TOGETHER SEPARATE OF THE GASHER

Inventory 547 **Manufacturer:**
ID:
Model: **Location:** MILWAUKEE, WI
Serial:

TABLE - LAYOUT



121" X 97" X 7" THICK LAYOUT TABLE
Inventory 153 **Manufacturer:**
ID:
Model: **Location:** MILWAUKEE, WI
Serial:

TABLE - ROTARY



72" DIAMETER ROTARY TABLE 26" HIGH
Inventory 505 **Manufacturer:**
ID:
Model: **Location:** MILWAUKEE, WI
Serial:

Continued

**STEEL TABLE 153"X240"X24" ON 7" RISERS**

Inventory 100 **Manufacturer:**
ID:
Model: **Location:** MILWAUKEE, WI
Serial:

**TABLE 42"X52" W/ 5 1/2" SWIVEL VISE**

Inventory 156 **Manufacturer:**
ID:
Model: **Location:** MILWAUKEE, WI
Serial:

TABLE - SWIVEL

25" X 40" DRILLED AND TAPPED TABLE 33" HIGH

Inventory 517 **Manufacturer:**
ID:
Model: **Location:** MILWAUKEE, WI
Serial:

TABLE - T SLOTTED

**T-SLOTTED TABLES 72"X144"X7" ON 24" STAND, 31" WORKING HEIGHT**

Inventory 98 **Manufacturer:**
ID:
Model: **Location:** MILWAUKEE, WI
Serial:

**T-SLOTTED TABLES 72"X144"X7" ON 24" STAND, 31" WORKING HEIGHT**

Inventory 99 **Manufacturer:**
ID:
Model: **Location:** MILWAUKEE, WI
Serial:

TANK - AIR RECEIVING

**AIR RECEIVING TANK 36'X8', UL LABEL**

Inventory 90 **Manufacturer:**
ID:
Model: **Location:** MILWAUKEE, WI
Serial:

TANK - STEEL

**8000 GALLON CAPACITY TANK, SODIUM SILICATE 8' DIAMETER X 21 1/2' WITH PUMP**

Inventory 195 **Manufacturer:**
ID:
Model: **Location:** MILWAUKEE, WI
Serial:

TESTER - MAGNAFLUX

**MAGNAFLUX MODEL CRV20, S/N 70370, 20,000 AMP, 7500 CONTINUOUS WITH 3 DINKS PRESSURE POTS**

[Sale Pending]

Inventory 145 **Manufacturer:** MAGNAFLUX
ID:
Model: CRV20 **Location:** MILWAUKEE, WI
Serial: 70370

MAGNAFLUX PORTABLE UNIT MODEL T610, 4000 AMP

Inventory 115 **Manufacturer:** MAGNAFLUX
ID:

Continued

WORLD'S LEADING PROVIDER OF USED MACHINERY



Model: T610 **Location:** MILWAUKEE, WI
Serial:



MAGNAFLUX PORTABLE UNIT MODEL T610, 4000 AMP
Inventory 127 **Manufacturer:** MAGNAFLUX
ID:
Model: T610 **Location:** MILWAUKEE, WI
Serial:



MAGNAFLUX PORTABLE UNIT MODEL T610, 4000 AMP
Inventory 129 **Manufacturer:** MAGNAFLUX
ID:
Model: T610 **Location:** MILWAUKEE, WI
Serial:



MAGNAFLUX PORTABLE UNIT MODEL T610, 4000 AMP
Inventory 173 **Manufacturer:** MAGNAFLUX
ID:
Model: T610 **Location:** MILWAUKEE, WI
Serial: 84159

[Sale Pending]

THREADER - PIPE



RIGID PIPE THREADER MODEL 535 WITH DIVES
Inventory 289 **Manufacturer:** RIDGID
ID:
Model: 535 **Location:** MILWAUKEE, WI
Serial:

TRANSFORMER -

16000 KVA TRANSFORMER SOLD
Inventory 59 **Manufacturer:**
ID:
Model: **Location:** MILWAUKEE, WI
Serial:

[Sale Pending]

VACCUM - SAND



HI VAC SAND VACUUM MODEL 275, S/N HV 507
Inventory 272 **Manufacturer:** HI VAC
ID:
Model: **Location:** MILWAUKEE, WI
Serial: HV 507



HI VAC SAND VACUUM WITH STAND & SUPPORTS
Inventory 242 **Manufacturer:** HI VAC
ID:
Model: **Location:** MILWAUKEE, WI
Serial:

MULTIVAC SAND VACUUM MODEL 7500S, S/N 08MVST314, 75 HP, 60 CU FT HOPPER, SUPPORTS, SLIDEGATE
Inventory 159 **Manufacturer:** MULTIVAC
ID:
Model: 7500S **Location:** MILWAUKEE, WI

Continued

WORLD'S LEADING PROVIDER OF USED MACHINERY



Serial: 08MVST314

WELDER - BOOM



MILLER BOOM WITH TWIN WIRE FEED AND TWIN HEAD

Inventory ID: 116 **Manufacturer:** MILLER
Model: **Location:** MILWAUKEE, WI
Serial:



MILLER BOOM WITH TWIN WIRE FEED AND TWIN HOOD

Inventory ID: 123 **Manufacturer:** MILLER
Model: **Location:** MILWAUKEE, WI
Serial:



MILLER BOOM WITH TWIN WIRE FEED AND TWIN HOOD

Inventory ID: 126 **Manufacturer:** MILLER
Model: **Location:** MILWAUKEE, WI
Serial:



MILLER BOOM WITH TWIN WIRE FEED AND TWIN HOOD

Inventory ID: 140 **Manufacturer:** MILLER
Model: **Location:** MILWAUKEE, WI
Serial:



MILLER BOOM WITH TWIN WIRE FEED AND TWIN HOOD

Inventory ID: 141 **Manufacturer:** MILLER
Model: **Location:** MILWAUKEE, WI
Serial:



MILLER WELDER MODEL DVC-2 , BOOM, TWIN WIRE FEEDER, 2 GUNS

Inventory ID: 166 **Manufacturer:** MILLER
Model: DVC-2 **Location:** MILWAUKEE, WI
Serial:

WELDER - DC



LINCOLN WELDER MODEL R3M-400, S/N AC-307532, 400 AMP

Inventory ID: 66 **Manufacturer:** LINCOLN
Model: R3M-400 **Location:** MILWAUKEE, WI
Serial:



MILLER WELDER MODEL FC6E S/N 72-651318, 650 AMP DC ARC, CHEMTRON BOOM, WIRE FEED, GUN, BERNARD CHILLER

Inventory ID: 65 **Manufacturer:** MILLER
Model: FC6E **Location:** MILWAUKEE, WI
Serial: 72-651318

Continued

WORLD'S LEADING PROVIDER OF USED MACHINERY



LINCOLN WELDER MODEL RANGER 8 S/N U1030920816 WITH PROPANE GENERATOR

Inventory ID: 182 **Manufacturer:** LINCOLN
Model: RANGER 8 **Location:** MILWAUKEE, WI
Serial:

WELDER - POWER SOURCE



LINCOLN AC/DC WELDER MODEL TM-500/500, S/N AC421647

Inventory ID: 134 **Manufacturer:** LINCOLN
Model: TM-500/500 **Location:** MILWAUKEE, WI
Serial: AC421647



LINCOLN DC-600 WELDER S/N A9819952

Inventory ID: 138 **Manufacturer:** LINCOLN
Model: DC600 **Location:** MILWAUKEE, WI
Serial: A9819952



LINCOLN DC-600 WELDER S/N AC819950

Inventory ID: 125 **Manufacturer:** LINCOLN
Model: DC600 **Location:** MILWAUKEE, WI
Serial: AC819950



LINCOLN DELTAWELD 650 WELDER S/N JF946038 WITH CHILLER

Inventory ID: 137 **Manufacturer:** LINCOLN
Model: DELTAWELD 650 **Location:** MILWAUKEE, WI
Serial: JF946035



LINCOLN IDEALARC DC/600 WELDER S/N U1950327292

Inventory ID: 118 **Manufacturer:** LINCOLN
Model: DC600 **Location:** MILWAUKEE, WI
Serial: U1950327292



LINCOLN IDEALARC R3R-500 WELDER

Inventory ID: 122 **Manufacturer:** LINCOLN
Model: R3R500 **Location:** MILWAUKEE, WI
Serial:



LINCOLN IDEALARC R3R-500 WELDER S/N U1060206711

Inventory ID: 120 **Manufacturer:** LINCOLN
Model: R3R500 **Location:** MILWAUKEE, WI
Serial: U1060206711



LINCOLN IDEALARC R3RF-500 WELDER, S/N U1060206707

Inventory ID: 136 **Manufacturer:** LINCOLN
Model: R3R500 **Location:** MILWAUKEE, WI
Serial: U1060206707



LINCOLN MODEL CV-655 WELDER, S/N U1991009711 WITH CHILLER, DH-10 DOUBLE HEAD FEED, ZIP LINE BOOM, 2 GUNS

Inventory ID: 139 **Manufacturer:** LINCOLN
Model: CV655 **Location:** MILWAUKEE, WI

Continued

Serial:

**LINCOLN POWER SOURCE WELDER MODEL IDEALARC DC-1000,
S/N U1071104196, 1000 AMP .**

[Sale
Pending]

Inventory 109 **Manufacturer:** LINCOLN
ID:
Model: DC1000 **Location:** MILWAUKEE, WI
Serial: U1071104196



**LINCOLN POWER SOURCE WELDER MODEL IDEALARC DC-1000,
S/N U1110208657, 1000 AMP**

[Sale
Pending]

Inventory 108 **Manufacturer:** LINCOLN
ID:
Model: DC1000 **Location:** MILWAUKEE, WI
Serial: U1110208657

**LINCOLN POWER SOURCE WELDER MODEL IDEALARC DC-1000,
S/N U1000937760, 1000 AMP**

[Sale
Pending]

Inventory 112 **Manufacturer:** LINCOLN
ID:
Model: DC1000 **Location:** MILWAUKEE, WI
Serial: U1000937760

**LINCOLN POWER SOURCE WELDER MODEL IDEALARC DC-1000,
S/N U1000937766, 1000 AMP**

[Sale
Pending]

Inventory 111 **Manufacturer:** LINCOLN
ID:
Model: DC1000 **Location:** MILWAUKEE, WI
Serial: U1000937766

**LINCOLN POWER SOURCE WELDER MODEL IDEALARC DC-1000,
S/N U1071104190, 1000 AMP**

[Sale
Pending]

Inventory 110 **Manufacturer:** LINCOLN
ID:
Model: DC1000 **Location:** MILWAUKEE, WI
Serial: U1071104190

**LINCOLN POWER SOURCE WELDER MODEL IDEALARC DC-1000,
S/N U1130307879, 1000 AMP**

[Sale
Pending]

Inventory 114 **Manufacturer:** LINCOLN
ID:
Model: DC1000 **Location:** MILWAUKEE, WI
Serial: U1130307879

**LINCOLN POWER SOURCE WELDER MODEL IDEALARC DC-1000,
S/N U1130308476, 1000 AMP**

[Sale
Pending]

Inventory 113 **Manufacturer:** LINCOLN
ID:
Model: DC1000 **Location:** MILWAUKEE, WI
Serial: U1130308476



**LINCOLN PPOWER SOURCE. WELDER MODEL IDEALARC DC-1000,
S/N U1110212310, 1000 AMP**

[Sale
Pending]

Inventory 107 **Manufacturer:** LINCOLN
ID:
Model: DC1000 **Location:** MILWAUKEE, WI
Serial: U1110212310



**LINCOLN WELDER MODEL CV-655 S/N UI981009653, BOOM,
TWIN WIRE FEED PH-10, GUN**

Inventory 96 **Manufacturer:** LINCOLN
ID:
Model: CV-655 **Location:** MILWAUKEE, WI
Serial: UI981009653

Continued

WORLD'S LEADING PROVIDER OF USED MACHINERY



LINCOLN WELDER MODEL R3R 500, S/N AC794761

Inventory ID: 133 **Manufacturer:** LINCOLN
Model: R3R500 **Location:** MILWAUKEE, WI
Serial: AC794761



LINCOLN WELDER MODEL R3R 500, S/N U1060206712

Inventory ID: 132 **Manufacturer:** LINCOLN
Model: R3R500 **Location:** MILWAUKEE, WI
Serial: U1060206712



MILLER DELTA WELD 652 WELDER S/N KH413966

Inventory ID: 117 **Manufacturer:** MILLER
Model: DELTA WELD 652 **Location:** MILWAUKEE, WI
Serial: KH413966



MILLER DELTA WELD 652 WELDER S/N L6030308C

Inventory ID: 119 **Manufacturer:** MILLER
Model: DELTA WELD 652 **Location:** MILWAUKEE, WI
Serial: L6030308C



MILLER DELTA WELD 652 WELDER S/N L6030311C

Inventory ID: 124 **Manufacturer:** MILLER
Model: DELTA WELD 652 **Location:** MILWAUKEE, WI
Serial: L6030311C



MILLER DELTAWELD 650 WELDER S/N JF 934089 WITH CHILLER

Inventory ID: 131 **Manufacturer:** MILLER
Model: DELTA WELD 650 **Location:** MILWAUKEE, WI
Serial: JF 934089

MILLER DELTAWELD 652 CV-DC P.S. WELDER S/N KF914626 WITH CHILLER

Inventory ID: 163 **Manufacturer:** MILLER
Model: DELTA WELD 652 **Location:** MILWAUKEE, WI
Serial:



MILLER P.S. WELDER MODEL CP-CC 1500, 1500 AMP

Inventory ID: 161 **Manufacturer:** MILLER
Model: CP-CC 1500 **Location:** MILWAUKEE, WI
Serial:

[Sale Pending]



MILLER POWER SOURCE MODEL SRS 1500 PA1, S/N HK284132

Inventory ID: 78 **Manufacturer:** MILLER
Model: SRS1500 **Location:** MILWAUKEE, WI
Serial: HK284132

MILLER WELDER MODEL DIMESION 652, S/N MA400792U WITH MILLER 70 SERIES WIRE FEDER TWIN, MILLER COOLMATE V3 CHILLER, PORTABLE, 2 HEADS

Continued



Inventory ID: 135 **Manufacturer:** MILLER
Model: DIMENSION 652 **Location:** MILWAUKEE, WI
Serial: MA400792U



MILLER WELDER MODEL DIMENSION 652, S/N MA400798U WITH MILLER 70 SERIES WIRE FEDER TWIN, MILLER COOLMATE V3 CHILLER, PORTABLE, 2 HEADS
Inventory ID: 130 **Manufacturer:** MILLER
Model: DIMENSION 652 **Location:** MILWAUKEE, WI
Serial: MA400798U



SUREWELD WELDER POWER SOURCE MODEL DRC750E S/N 339958, 750 AMP
Inventory ID: 121 **Manufacturer:** SUREWELD
Model: DRC750E **Location:** MILWAUKEE, WI
Serial: 339958

WELDER NEED INFO

Inventory ID: 162 **Manufacturer:**
Model: **Location:** MILWAUKEE, WI
Serial: