

model C light-duty single-spindle attachments

... FOR HIGH-SPEED MILLING, BORING, DRILLING, AND REAMING AT UP TO 36" FROM THE MACHINE HEAD

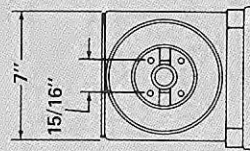
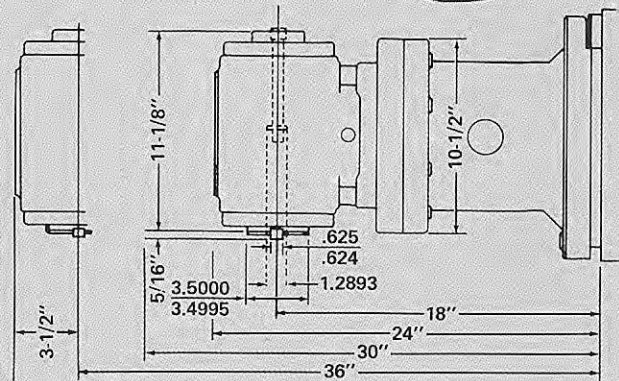

Model C Angular Milling Attachments are designed to speed light duty boring, drilling, milling and reaming operations on bulky or difficult-to-machine workpieces. Work formerly done on several classes of machines can now be done on a horizontal with substantially reduced unit-cost and production time.

Giddings & Lewis precision machining centers, with 3", 4", and 5" spindles, will perform machining operations on internal or external surfaces at any angle through 360° when equipped with these standard attachments.

Standard mounting adapters are available to extend the centerline of the attachment spindle from 18" to 36" from the machine head.

NOTE: Special light-duty attachments are available and will be quoted upon request.

REACHES AVAILABLE	FOR MACHINES WITH SPINDLE DIA. (inches)					
	3	4	5	6	7	8
18"	•	•	•	Ask for details		
24"	•	•	•			
30"	•	•	•			
36"			•			



MODEL C

Mounted	Range of Movement	Spindle Taper	Power Rating	Speed Ratio
On face of machine head	Head swivels 360° in a plane at right angles to machine spindle	No. 4 Morse taper or No. 40 milling machine standard	4.5 hp per 100 rpm of attachment spindle	Same as machine spindle speed

model D heavy-duty sliding head attachments

... FOR HEAVY METAL-REMOVAL AT VARIABLE DISTANCES FROM THE MACHINE HEAD

This right angle milling attachment is equipped with a rigid support that permits unusually heavy cuts at considerable distances from the head face. It readily accomplishes all the operations performed by the Model A attachment, but has the added advantage of being readily adjustable over a range 19" to 38" from the machine head.

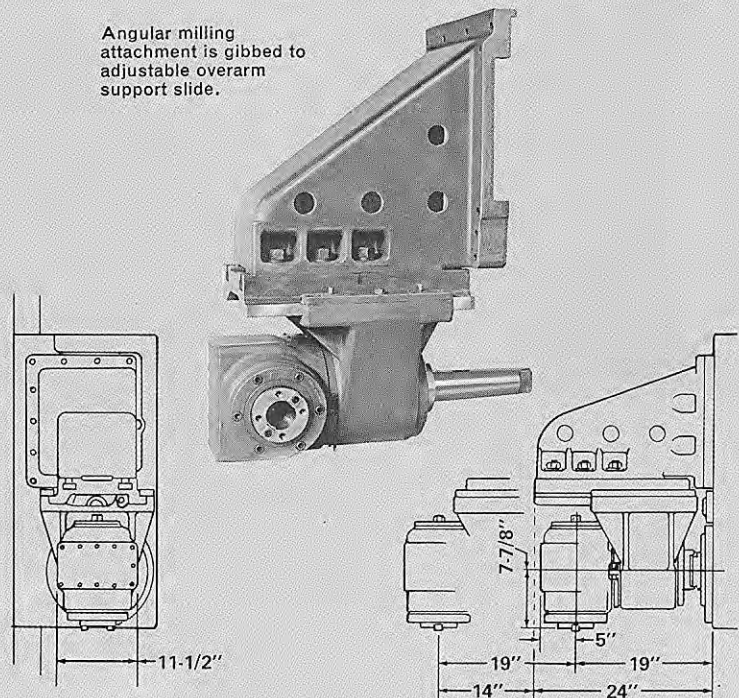
The attachment consists of an adjustable overarm-bracket, a roller bearing spindle support, and an angular milling head. The adjustable overarm bracket bolts to the head face.

Reach is readily adjustable by sliding the head along the overarm ways. Travel of 19" is provided. The head support is clamped rigidly in place by two locking nuts. This adjustable sliding head design is particularly useful in floor-type machines which cannot move the workpiece to the machine head.

Reaches Available*	For Machines with Spindle Dia. (inches)
Spindle support and angular milling head travel 19" on adjustable overarm bracket. Total extension 38".	4, 5, 6, and 7 inch floor-type horizontal boring, drilling, and milling machine.

*When retracted, center line of attachment head is 19" from face of machine head.

Angular milling attachment is gibbed to adjustable overarm support slide.



MODEL D

Mounted	Range of Movement	Spindle Taper	Power Rating	Speed Ratio
On adjustable overarm bracket	Head swivels 180° and may be extended up to 19"	No. 50 milling machine standard	16 hp per 100 rpm of attachment spindle	One-half machine spindle speed